








Shot #	Shot		Description	Camera Action
1	CU Button		finger comes in and presses button	slight push in
2	ECU Button		finger comes in and presses button	locked off, or slide w/ backpan
3	CU to MWS Hand placing airplane		airplane begins to float as we reveal the two fans on either side.	dolly back.
4	MS airplane floating		begin looking through both fans, dolly w/ back pan to center airplane between both fans	dolly w/ backpan
5	WS to MS push through 1 fan		both fans lined up through their holes; push through the near fan to reveal a product shot. hand comes in to turn off the fan and the airplane falls to the table.	dolly in
6	WS 2 fans and airplane - alternate		airplane falls and hits the table	locked off
7	product shot MS FAN		Fan rotates 45 degrees then stops.	locked off.