


ILLUSTRATOR TOOLS REVIEW 1

Click and let go of mouse between. ●→ = Click & hold mouse between + drag in arrow direction. To add color: select the shape and click on a fill color. To Undo: shortcut: Cmmd + Z. ●=Start & Finish ●=Start ●=Finish

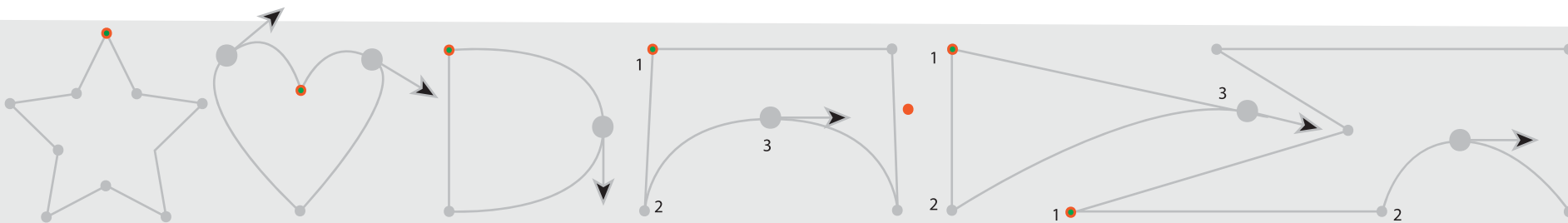
PEN TOOL: Straight Lines Dotted/Dashed




PEN TOOL: Curved Lines



PEN TOOL: Straight Meets Curved Lines



PENCIL TOOL: Click, hold, and drag in the shape




BRUSH TOOL: Click, hold, and drag in the shape



Choose an artistic brush to practice with instead of basic.

SHAPE TOOL: rectangle, ellipse, poygon, star



Rectangle Tool



ellipse Tool



Polygon Tool



Polygon tool - while dragging out hit the up arrow key 5 times




Star Tool



Star Tool - up arrow while dragging



Star Tool - down arrow while dragging



Rounded Rectangle Tool - Hit up arrow until corners are rounded.